

5 SIMPLE STEPS TO USE BMO BUILDING MATERIALS E-KEEPING & E-TENDERING

5 *Simple Steps to Use*
BUILDING MATERIALS
e-KEEPING & e-TENDERING

1 **CREATE YOUR PROJECT ON OUR CLOUD FOR E-KEEPING**
• Materials list can be maintained & accessible ANYWHERE, ANYTIME

2 **FIND & PIN MATERIALS VIA BMO**

3 **SUBMIT PROJECT TO BMO E-TENDERING**
• Admin approval required
• Edit on tendered project will require re-submission for e-tendering


4 **SUPPLIER RECEIVE INVITATION TO TENDER**

5 **BUYER & SELLER DIRECT COMMUNICATION ESTABLISHED**
• Direct commercial communication can be initiated by either party

**Free Online Cloud Materials Management Mini Tool
For Building & Construction Industry Professionals**

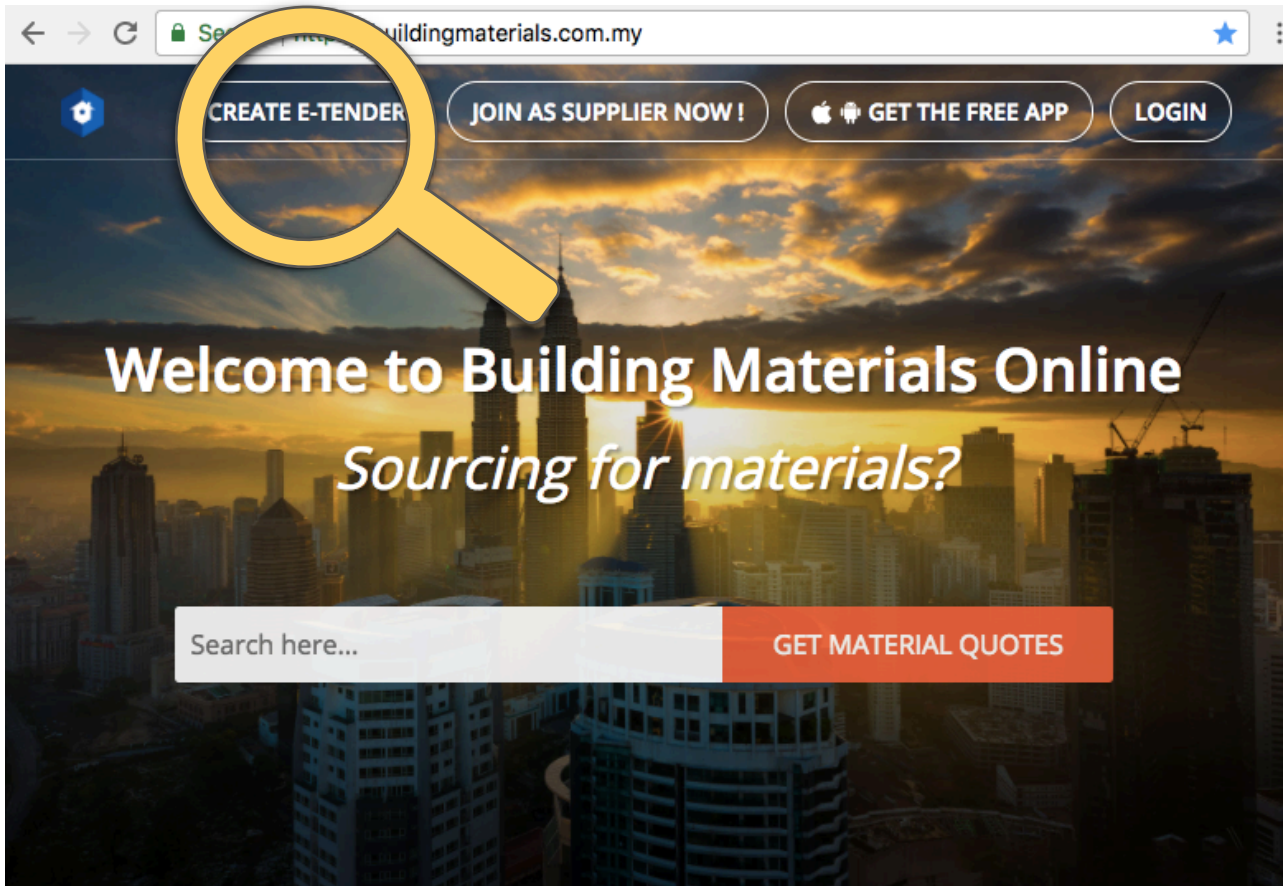
buildingmaterials.com.my | info@buildingmaterials.com.my | +6017-6603557 | www.facebook.com/bmotech/

STEP BY STEP TUTORIAL AVAILABLE BELOW



TUTORIAL: BMO Building Materials e-Keeping & e-Tendering

Step 1: Go to BuildingMaterials.com.my



Step 2: View the Guide & Tips for E-Tendering

The screenshot shows a web browser window with the URL <https://buildingmaterials.com.my/etendering/info>. The page features a dark wood background and a central banner titled "BMO E-Tendering". Below the banner are six numbered boxes, each describing a benefit of the service. A "BMO Customer Service" chat button is visible on the right. Below the main content is a large yellow and blue banner titled "5 Simple Steps to Use BUILDING MATERIALS e-KEEPING & e-TENDERING". This banner lists five steps: 1. CREATE YOUR PROJECT ON OUR CLOUD FOR E-KEEPING, 2. FIND & PIN MATERIALS VIA BMO, 3. SUBMIT PROJECT TO BMO E-TENDERING, 4. SUPPLIER RECEIVE INVITATION TO TENDER, and 5. BUYER & SELLER DIRECT COMMUNICATION ESTABLISHED. At the bottom of the page is a "BACK TO HOME" button.

Building Materials Online

BMO E-Tendering

- 1 FREE TO USE**
It is totally Free to use these functional and convenient tools. Try it to Believe it!
- 2 EASY MAINTAIN**
Maintain your project materials list with BMO Cloud via mobile devices or computer.
- 3 RESOURCEFUL**
Find & Match your materials with wide range of selection from BMO Database (>5,000 SKUs)
- 4 e-TENDERING**
Automatically invite all BMO Suppliers to tender, & receive multiple quotation online.
- 5 NO MIDDLE MAN**
Contact & Deal Direct with Suppliers across Malaysia via BMO
- 6 EXTRA CHANNEL**
New Way to look for materials, find your suppliers, and tender your project

BMO Customer Service

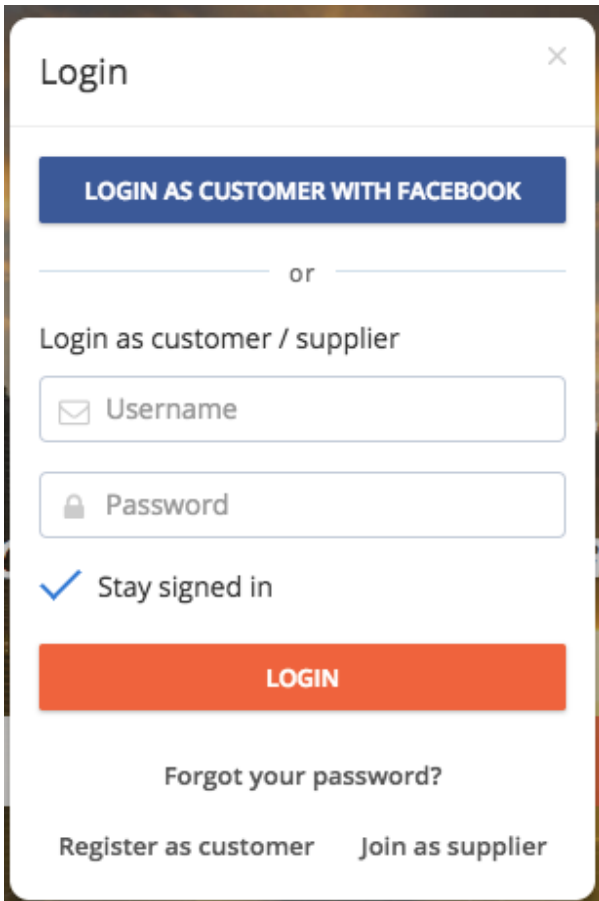
5 Simple Steps to Use BUILDING MATERIALS e-KEEPING & e-TENDERING

- 1 CREATE YOUR PROJECT ON OUR CLOUD FOR E-KEEPING**
• Materials list can be maintained & accessible ANYWHERE, ANYTIME
- 2 FIND & PIN MATERIALS VIA BMO**
- 3 SUBMIT PROJECT TO BMO E-TENDERING**
• Admin approval required
• Edit on tendered project will require re-submission for e-tendering
- 4 SUPPLIER RECEIVE INVITATION TO TENDER**
- 5 BUYER & SELLER DIRECT COMMUNICATION ESTABLISHED**
• Direct commercial communication can be initiated by either party

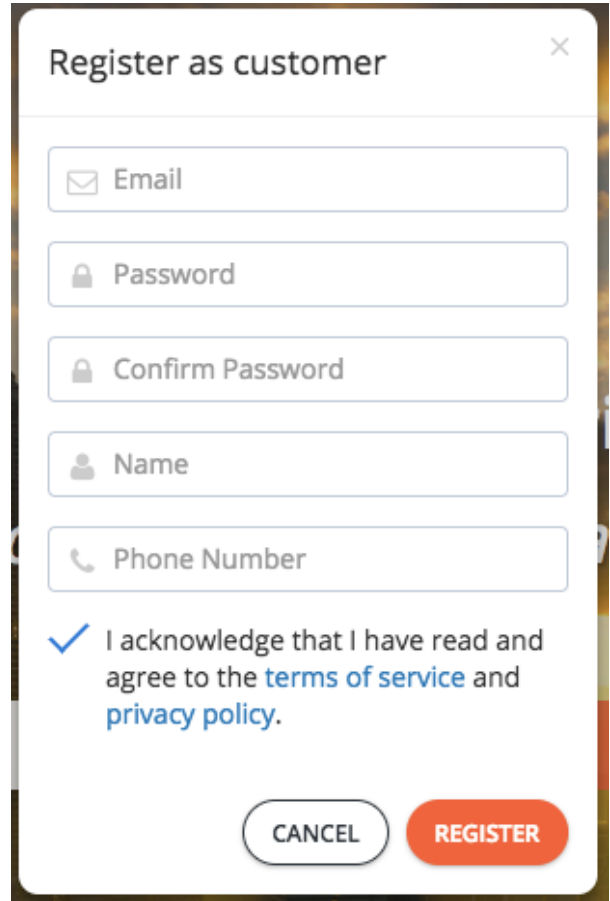
Free Online Cloud Materials Management Mini Tool For Building & Construction Industry Professionals
buildingmaterials.com.my | info@buildingmaterials.com.my | +6017-6603557 | www.facebook.com/bmotech/

BACK TO HOME

Step 3: "Login as Customer" or "Register as Customer"

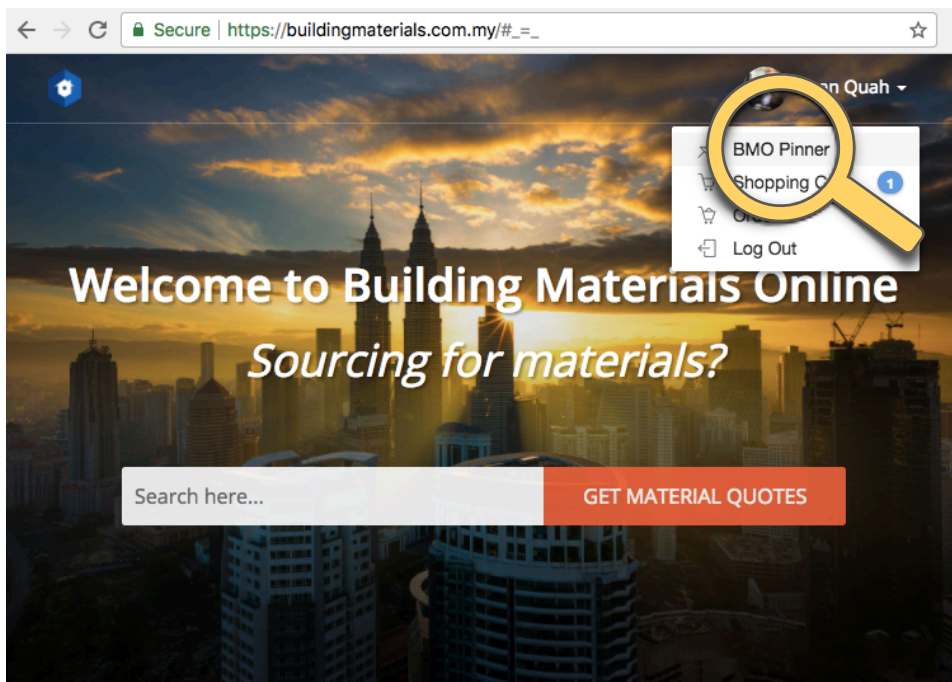


The login form is titled "Login" and features a blue button for "LOGIN AS CUSTOMER WITH FACEBOOK". Below this is a separator line with the word "or". The main heading is "Login as customer / supplier". It contains two input fields: "Username" and "Password". There is a checked checkbox for "Stay signed in" and a large orange "LOGIN" button. At the bottom, there is a link for "Forgot your password?" and two links: "Register as customer" and "Join as supplier".



The registration form is titled "Register as customer". It includes four input fields: "Email", "Password", "Confirm Password", and "Name". There is also a "Phone Number" field. A checked checkbox is followed by the text "I acknowledge that I have read and agree to the terms of service and privacy policy." At the bottom, there are two buttons: "CANCEL" and "REGISTER".

Step 4: Go To "BMO Pinner" to Create/Maintain Your Project



Step 5: Click On “+ New Project” To Create New Project

Building Materials Online

Material Search...

Project	Shop Lot Renovation Project
Description	Bandar Puteri Puchong Budget RM70k To be done by CNY 2018
Total	RM 71,450.00

Name	Sean Quah
Email	quah.sean@gmail.com
Contact No.	0129409488
Category	Homeowner
Company	Puchong Cafe

SETTINGS

BMO Customer Service

There is NO LIMIT on how many projects you can create!

Enjoy this free tool anytime anywhere!

^^

New project

New Project Name

Beauty Saloon Renovation Pj

Enter Your Project Name - It will be used to show as Title for your project during e-Tendering.

CANCEL SUBMIT

Step 6: Add Details To Your Project

The screenshot shows the BMO PINNER interface. At the top, there's a navigation bar with the logo, a shopping cart icon with '1' item, 'Flexi Payments', and the user name 'Sean Quah'. Below this is a search bar with a dropdown menu set to 'Material' and a search input field. The main content area is titled 'BMO PINNER' and features a '+ NEW PROJECT' button. Two project cards are visible: one in 'PENDING' status and one in 'UNPUBLISHED' status. The 'UNPUBLISHED' card is highlighted with a magnifying glass. A 'BMO Customer Service' chat bubble is at the bottom right.

Project	Shop Lot Renovation Project
Description	Bandar Puteri Puchong Budget RM70k To be done by CNY 2018
Total	RM 71,450.00
Name	Sean Quah
Email	quah.sean@gmail.com
Contact No.	0129409488
Category	Homeowner
Company	Puchong Cafe

Project	Beauty Saloon Renovation Pj
Description	
Total	RM 0.00
Name	Sean Quah
Email	quah.sean@gmail.com
Contact No.	
Category	
Company	

This close-up shows the 'Beauty Saloon Renovation Pj' project card. It has a title bar with a close button (X). Below the title are three buttons: 'E-TENDER' (orange), 'EDIT' (green, highlighted with a magnifying glass), and 'DELETE' (red).

EDIT PROJECT

Name : [Sean Quah](#)

Email : quah.sean@gmail.com

Contact No. : [0129409488](tel:0129409488)

Category : [Contractor](#)

Company : [SQ Construction Sdn Bhd](#)

Project Name : [Beauty Saloon Renovation PJ](#)

Description : [Site Location: SS15, PJ, Selangor.](#)
[Total Size: 2140 sqft X 3 Stories](#)
[Tender End: 30/01/2018](#)
[Renovation Starts Date & Duration: 10/02/2018, 45 Days](#)
[Budget: RM300,000 +-10%](#)

Add as much details as you have especially in Description section to provide more detail information for the suppliers to tender.

ADD MATERIAL

Step 7.1: Add Materials To Your Project (*Manual Add Version*)

Add to project

Material

Flooring (Carpet), 2140 sqft

Units	Unit Price (RM)	Total (RM)
1	8000.00	8,000.00

Any remarks? (Optional)

12mm Thickness
Dark Gold Colour
Include Installation & Workmanship

CANCEL ADD

Material	Units	Unit Price (RM)	Total (RM)	Remarks	
Flooring (Carpet), 2140 sqft	1	8000.00	8,000.00	12mm Thickness Dark Gold Colour Include Installation & Workmanship	DELETE
Flooring (Wood) 2140 sqft	2	6000.00	12,000.00	Dark Brown Waterproof, Fireproof Include Installation & Workmanship	DELETE
Paint 12000 sqft	1	12000.00	12,000.00	Beige with galaxy pattern Dulux P20-123X Include workmanship	DELETE

Your materials list goes up according to your needs for this project.

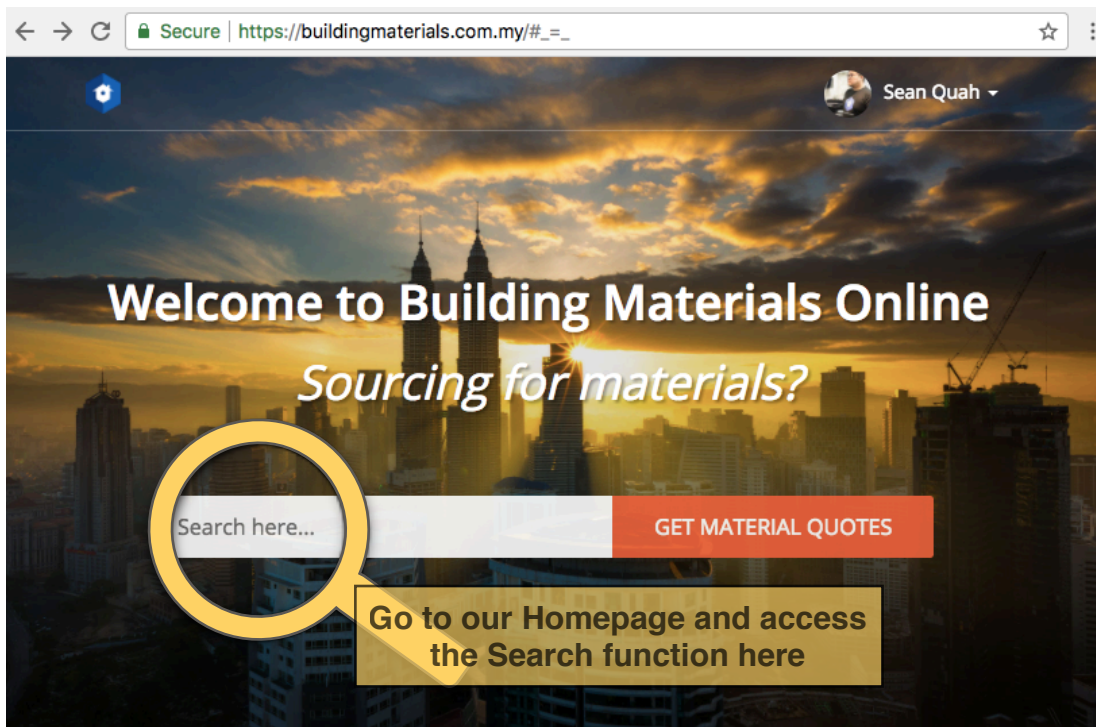
Showing 3 materials

Total (RM) : 32,000.00

+ ADD MATERIALS



Step 7.2: Add Materials To Your Project (Search & Pin Version)



Building Materials Online

Type in material keyword you need for your project

Flexi Payments Sean Quah

Material designer flooring

Search results for "designer flooring"


ALL MATERIALS

FIND NEAREST SUPPLIER


Showing 9 of 9 materials



Tigerwood Designer ...
RM 8.90




Tigerwood Designer ...
RM 8.90




Tigerwood Designer ...
RM 8.90




Tigerwood Designer ...
RM 8.90



Tigerwood Designer ...
RM 8.90



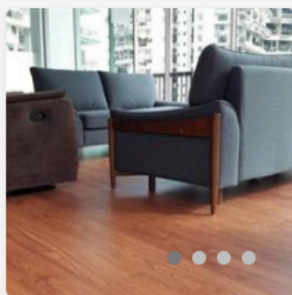
Tigerwood Designer ...
RM 8.90



Tigerwood Designer ...
RM 8.90



Tigerwood Designer ...
RM 8.90



Add product to project



TIGERWOOD DESIGNER FLOORING TW 10720 TEAK NATURALDIELE

Supplier Tigerwood Designer Flooring

Address 8, jalan TS 6/9, Taman Perindustrian Subang, Subang Jaya, Malaysia.

Price RM 8.90


GET FREE QUOTE

PRODUCT DESCRIPTION

Product Description
 Rm8.90 psf
 Floor Type : High Moisture Resistant (HMR) Laminate
 Collection : Jacksoni
 Surface Texture : Emboss
 Abrasion Class Rating : AC5 (Highest)
 Formaldehyde Emission Rating : E1 (Lowest Emission)
 Termite Warranty : LIFETIME
 Thickness : 8mm

Once you found the suitable materials, click on this PIN icon to add this materials to your project

Material	Units	Unit Price (RM)	Total (RM)	Remarks	
Flooring (Carpet), 2140 sqft	1	8000.00	8,000.00	12mm Thickness Dark Gold Colour Include Installation & Workmanship	DELETE
Flooring (Wood) 2140 sqft	2	6000.00	12,000.00	Dark Brown Waterproof, Fireproof Matt Include Installation & Workmanship	DELETE
Paint 12000 sqft	1	12000.00	12,000.00	Beige with galaxy pattern Dulux P20-123X Include workmanship	DELETE
Tigerwood Designer Flooring TW 10720 TEAK NATURALDIELE	0	8.90	0.00	<i>None</i>	DELETE



Tigerwood Designer Flooring TW 10720 TEAK NATURALDIELE	<input type="text" value="2000"/>	<input type="checkbox"/>	8.90	0.00	<i>None</i>
--	-----------------------------------	--------------------------	----------------------	------	-------------

Click on to edit the materials details (units, remarks).

Material	Units	Unit Price (RM)	Total (RM)	Remarks	
Flooring (Carpet), 2140 sqft	1	8000.00	8,000.00	12mm Thickness Dark Gold Colour Include Installation & Workmanship	DELETE
Flooring (Wood) 2140 sqft	2	6000.00	12,000.00	Dark Brown Waterproof, Fireproof Matt Include Installation & Workmanship	DELETE
Paint 12000 sqft	1	12000.00	12,000.00	Beige with galaxy pattern Dulux P20-123X Include workmanship	DELETE
Tigerwood Designer Flooring TW 10720 TEAK NATURALDIELE	2000	8.90	17,800.00	ask for discount	DELETE

Material detail updated.

***IMPORTANT NOTE: For project that has been submitted for E-Tendering, whenever you edit this project, you must re-submit the edited project for E-Tender again.**

Step 8: Apply to E-Tender Your Project

1. STATUS: Unpublished Project

UNPUBLISHED

SETTINGS

Beauty Saloon Renovation PJ

Site Location: SS15, PJ, Selangor.
 Total Size: 2140 sqft X 3 Stories
 Tender End: 30/01/2018
 Renovation Starts Date & Duration: 10/02/2018, 45 Days
 Budget: RM300,000 +-10%

Total RM 32,000.00

Name	Sean Quah
Email	quah.sean@gmail.com
Contact No.	0129409488
Category	Contractor
Company	SQ Construction Sdn Bhd

Beauty Saloon Renovation PJ

E-TENDER EDIT DELETE

Beauty Saloon Renovation PJ

Request to E-Tender this project?

CLOSE

4. Click here to activate E-Tender

E-Tender Project

Request to E-Tender this project has been submitted. It will automatically be placed for E-Tendering once the request has been approved.

OK

6. STATUS: Submitted. Project PENDING Admin Approval

PENDING

SETTINGS

Beauty Saloon Renovation PJ

Site Location: SS15, PJ, Selangor.
 Total Size: 2140 sqft X 3 Stories
 Tender End: 30/01/2018
 Renovation Starts Date & Duration: 10/02/2018, 45 Days
 Budget: RM300,000 +-10%

Total RM 32,000.00

Name	Sean Quah
Email	quah.sean@gmail.com
Contact No.	0129409488
Category	Contractor
Company	SQ Construction Sdn Bhd

[BMO] Request to E-Tender project

Sera <sera@buildingmaterials.com.my> 10:49 AM (1 minute ago)

Dear Sean Quah

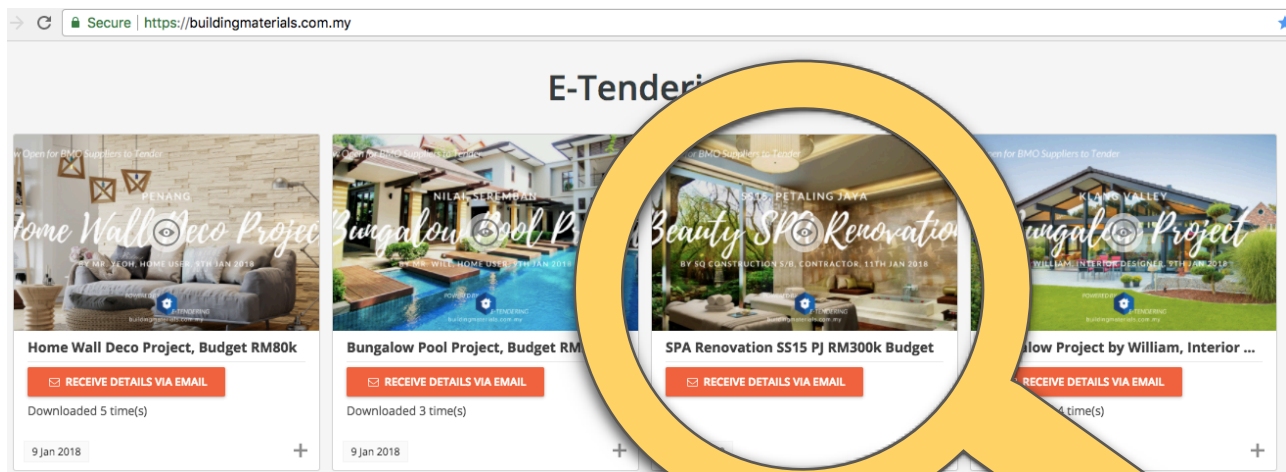
We have received your request to E-Tender your project "Beauty Saloon Renovation PJ". It will be published for E-Tendering once approved by a BMO Admin.

Learn about E-Tendering here:
<https://buildingmaterials.com.my/etendering/info>

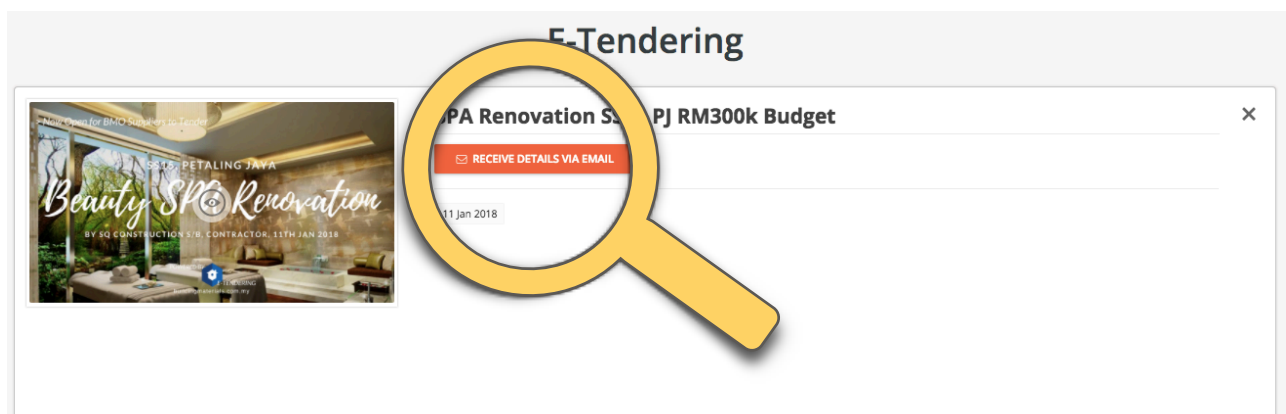
Regards,
 Sera

7. RECEIVE NOTIFICATION EMAIL: BMO will send you an email to notify you that your project has been submitted for approval for E-Tendering on BuildingMaterials.com.my

Step 10: Project Appear On E-Tendering Once Admin Approval Completed [Merchant View]



PROJECT POSTER



 **RECEIVE DETAILS VIA EMAIL**

All BMO Suppliers will get email invitation to tender for your project (not active during beta test). Alternately, they can also click this button to receive your project details via email and tender for the project.

Step 11: Merchant Receive Details Via Email

Request for quote - Beauty Saloon Renovation PJ

Inbox x

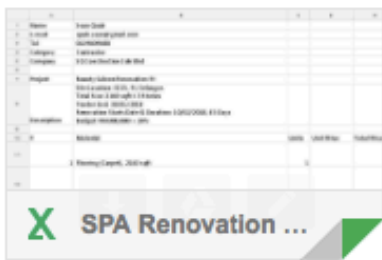


Sera <sera@buildingmaterials.com.my>
to sean

11:05 AM (0 minutes ago)

Name Sean Quah
E-mail quah.sean@gmail.com
Tel 0129409488
Designation Contractor
Company SQ Construction Sdn Bhd
Project Beauty Saloon Renovation PJ
Description Site Location: SS15, PJ, Selangor. Total Size: 2140 sqft X 3 Stories Tender End: 30/01/2018 Renovation Starts Date & Duration: 10/02/2018, 45 Days Budget: RM300,000 +-10%

See attachment.



	A	B	C	D	E
1	Name	Sean Quah			
2	E-mail	quah.sean@gmail.com			
3	Tel	0129409488			
4	Category	Contractor			
5	Company	SQ Construction Sdn Bhd			
6					
7	Project	Beauty Saloon Renovation PJ			
8	Description	Site Location: SS15, PJ, Selangor. Total Size: 2140 sqft X 3 Stories Tender End: 30/01/2018 Renovation Starts Date & Duration: 10/02/2018, 45 Days Budget: RM300,000 +-10%			
9					
10	#	Material	Units	Unit Price	Total Price
11		1 Flooring (Carpet), 2140 sqft	1		
12		2 Flooring (Wood) 2140 sqft	2		
13		3 Paint 12000 sqft	1		
14					

END OF TUTORIALS

Please email to sean@buildingmaterials.com.my for your valuable feedback, suggestion to improve and reviews. Thank you for using BMO E-Keeping & E-Tendering